

TONONE

technical specifications

BOLT chandelier 12 arm

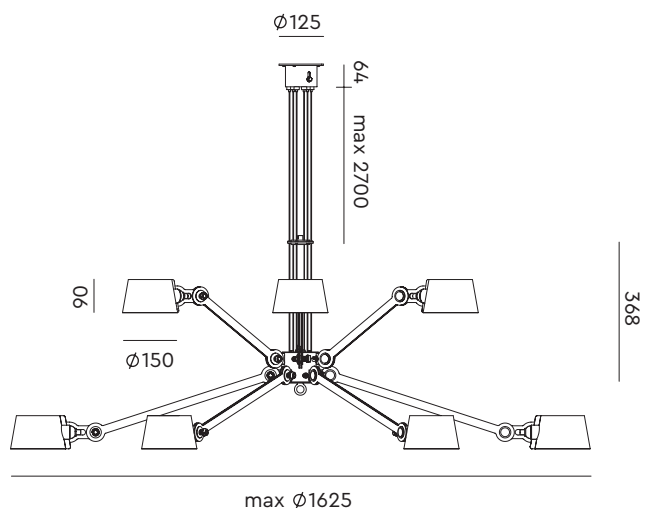
Design by Anton de Groof, 2013



Starting point for the products of Tonone is the passion for traditional mechanics. The first product line that resulted from this fascination is the lamp series 'Bolt'. Key element in this industrial series is the joint construction that can be adjusted with a wingnut-shaped tool. Besides being a functional tool, this wingnut is integrated in the design of the lamp itself as a distinctive visual element. The Bolt collection is available in more than 30 different models and in 11 colors.

Type	Chandelier
Environment	Indoor
Material	Steel & aluminum
Wingnut	Wingnut Solid Brass included
Cord length	Max 3000 mm
Weight	12,5 kg
Voltage	220–240 V
Max Watt	60 Watt
Socket	E27
IP	20
Lightsource	Lightsource not included









Packaging	
Weight	32,5 kg
Length	pallet
Width	pallet
Height	pallet



TONONE

technical specifications



Article number		
	smokey black	1169
	flux green	1539
	pure white	1540
	midnight grey	1541
	ash grey	1542
	striking orange	1543
	lightning white	1384
	thunder blue	1544
	daybreak rose	1545
	sunny yellow	1546
	ice blue	1644